
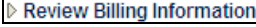





## Review Billing Information- Summary

|     |  |
|-----|--|
| 1.  | Click the <b>Vertical</b> scrollbar.   |
| 2.  | Click the <b>Billing</b> link.<br>                      |
| 3.  | Click the <b>Review Billing Information</b> link.<br>   |
| 4.  | Click the <b>Summary</b> link.<br>                      |
| 5.  | Click in the <b>Business Unit</b> field.<br><input data-bbox="321 705 545 737" type="text"/>   |
| 6.  | Enter the desired information into the <b>Business Unit</b> field. Enter a valid value e.g. " <b>FSR01</b> ".                            |
| 7.  | Click in the <b>Invoice</b> field.<br><input data-bbox="321 869 545 900" type="text"/>   |
| 8.  | Enter the desired information into the <b>Invoice</b> field. Enter a valid value e.g. " <b>SP-00000704</b> ".                            |
| 9.  | Click the <b>Search</b> button.<br>                   |
| 10. | <b>Note:</b> This page displays the Invoice #, Invoice Date, Balance of the invoice, Bill by ID, Bill Type, Date Bill, and the Due Date. |
| 11. | Click the <b>Home</b> link.<br>                       |
| 12. | Congratulations. You successfully ran an inquiry for Billing Information- Summary.<br><b>End of Procedure.</b>                           |