

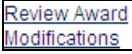


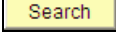



Review Award Modifications Inquiry

1.	Click the Grants link. 
2.	Click the Awards link. 
3.	Click the Review Award Modifications link. 
4.	Click in the Business Unit field. 
5.	Enter the desired information into the Business Unit field. Enter a valid value e.g. " FSR01 ".
6.	Note: The Award Modification Inquiry can be run using one of several search criteria including: - Award ID - Project ID - Description of the Award - PI ID - Proposal ID
7.	Click in the Project field. 
8.	Enter the Invoice number that you wish to work with into the Project field. For example, enter a valid value e.g. " 80000010 ".
9.	Click the Search button. 
10.	Note: The Award Modifications Inquiry tab displays information regarding the Award Modifications and the date that the modification was made.
11.	Click the Home link. 
12.	Congratulations. You successfully ran a Review Award Modifications Inquiry. End of Procedure.